

## Unintentional Drug- and Alcohol-Related Intoxication Deaths in Maryland, 2022

Preliminary 2022 data

Release Date: November 2023

This report contains counts of unintentional drug- and alcohol-related intoxication deaths\* occurring in Maryland in 2022. Counts are also shown for the same period of 2009-2021 to allow for review of trends over time. Counts for 2022 are not complete and are subject to change.

Since an intoxication death may involve more than one substance, counts of deaths related to specific substances do not sum to the total number of deaths.

\*Deaths resulting from recent ingestion or exposure to alcohol or other types of drugs, including heroin, prescription opioids, prescribed and illicit forms of fentanyl (including carfentanyl), cocaine, benzodiazepines, phencyclidine (PCP), methamphetamines and other prescribed and unprescribed drugs.

The services and facilities of the Maryland Department of Health (MDH) are operated on a non-discriminatory basis. This policy prohibits discrimination on the basis of race, color, sex, or national origin and applies to the provisions of employment and granting of advantages, privileges, and accommodations. The Department, in compliance with the Americans With Disabilities Act, ensures that qualified individuals with disabilities are given an opportunity to participate in and benefit from MDH services, programs, benefits, and employment opportunities.



For more Maryland Vital Statistics reports:  
[health.maryland.gov/vsa/Pages/reports.aspx](https://health.maryland.gov/vsa/Pages/reports.aspx)

To request Maryland Vital Statistics data:  
[health.maryland.gov/vsa/Pages/data.aspx](https://health.maryland.gov/vsa/Pages/data.aspx)

# Table of Contents

## Figures

### Number of Unintentional Intoxication Deaths by Drug Type

|   |    |
|---|----|
| Figure 1. Total Number of Unintentional Drug- and Alcohol-Related Intoxication Deaths Occurring in Maryland .....   | 1  |
| Figure 2. Total Number of Unintentional Opioid-Related Intoxication Deaths Occurring in Maryland ...                | 2  |
| Figure 3. Total Number of Unintentional Heroin-Related Intoxication Deaths Occurring in Maryland....                | 3  |
| Figure 4. Total Number of Unintentional Fentanyl-Related Intoxication Deaths Occurring in Maryland                  | 4  |
| Figure 5. Total Number of Unintentional Prescription Opioid-Related Intoxication Deaths Occurring in Maryland ..... | 5  |
| Figure 6. Total Number of Unintentional Cocaine-Related Intoxication Deaths Occurring in Maryland                   | 6  |
| Figure 7. Total Number of Unintentional Methamphetamine-Related Intoxication Deaths Occurring in Maryland .....     | 7  |
| Figure 8. Total Number of Unintentional Benzodiazepine-Related Intoxication Deaths Occurring in Maryland .....      | 8  |
| Figure 9. Total Number of Unintentional Phencyclidine -Related Intoxication Deaths Occurring in Maryland .....      | 9  |
| Figure 10. Total Number of Unintentional Alcohol-Related Intoxication Deaths Occurring in Maryland .....            | 10 |

## Tables

### Comparisons of Unintentional Intoxication Deaths by Place of Occurrence in Maryland

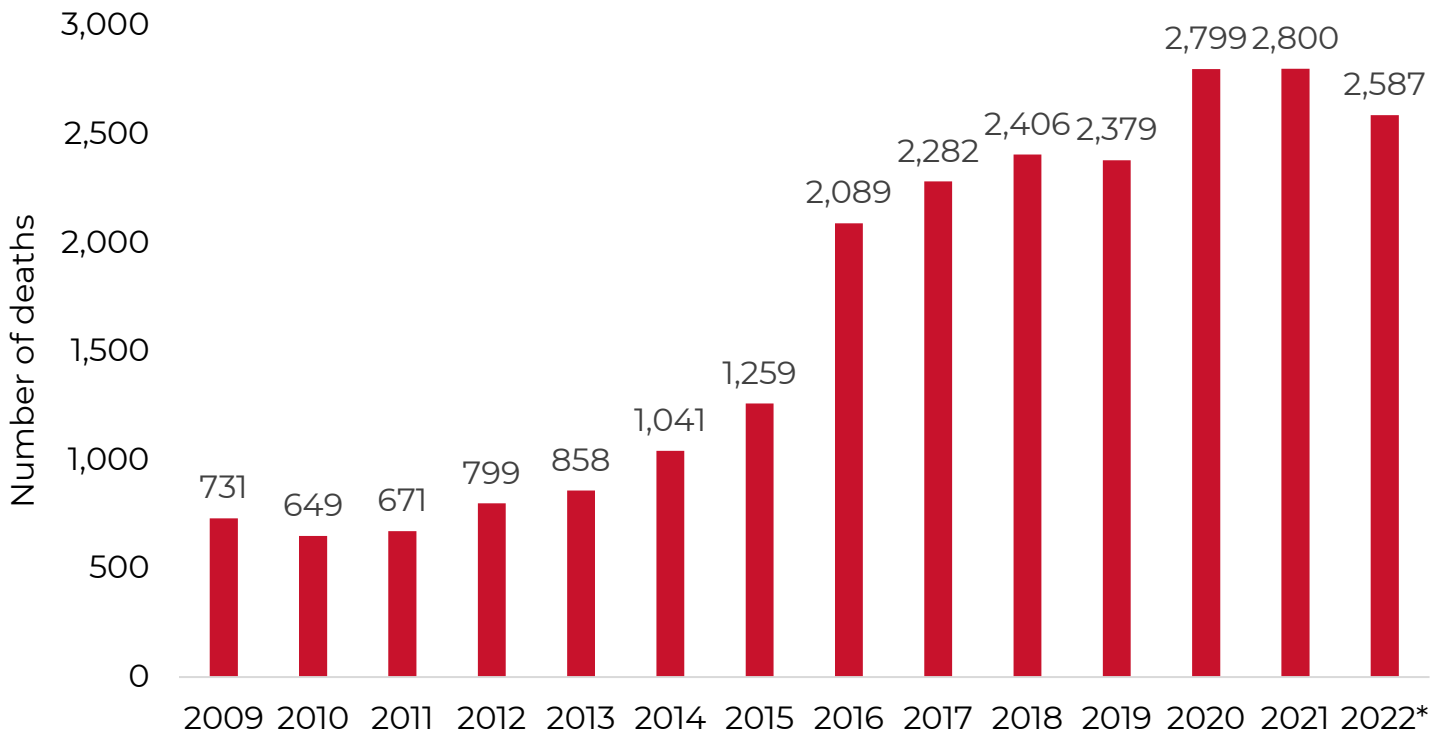
|   |    |
|---|----|
| Table 1. Comparison of Unintentional Drug- and Alcohol-Related Intoxication Deaths by Place of Occurrence, Maryland, 2021 and 2022..... | 11 |
| Table 2. Comparison of Unintentional Opioid-Related Intoxication Deaths by Place of Occurrence, Maryland, 2021 and 2022 .....           | 12 |
| Table 3. Comparison of Unintentional Heroin-Related Intoxication Deaths by Place of Occurrence, Maryland, 2021 and 2022 .....           | 13 |
| Table 4. Comparison of Unintentional Fentanyl-Related Intoxication Deaths by Place of Occurrence, Maryland, 2021 and 2022 .....         | 14 |

**Number of Unintentional Drug- and Alcohol-Related Intoxication Deaths by Place of Occurrence and Drug Type**

|           |   |    |
|-----------|---|----|
| Table 5.  | Total Number of Unintentional Drug- and Alcohol-Related Intoxication Deaths by Place of Occurrence, Maryland, 2009-2022 .....   | 15 |
| Table 6.  | Total Number of Unintentional Opioid-Related Intoxication Deaths by Place of Occurrence, Maryland, 2009-2022.....               | 16 |
| Table 7.  | Total Number of Unintentional Heroin-Related Intoxication Deaths by Place of Occurrence, Maryland, 2009-2022 .....              | 17 |
| Table 8.  | Total Number of Unintentional Fentanyl-Related Intoxication Deaths by Place of Occurrence, Maryland, 2009-2022 .....            | 18 |
| Table 9.  | Total Number of Unintentional Prescription Opioid-Related Intoxication Deaths by Place of Occurrence, Maryland, 2009-2022 ..... | 19 |
| Table 10. | Total Number of Unintentional Cocaine-Related Intoxication Deaths by Place of Occurrence, Maryland, 2009-2022 .....             | 20 |
| Table 11. | Total Number of Unintentional Alcohol-Related Intoxication Deaths by Place of Occurrence, Maryland, 2009-2022 .....             | 21 |

# TOTAL INTOXICATION DEATHS

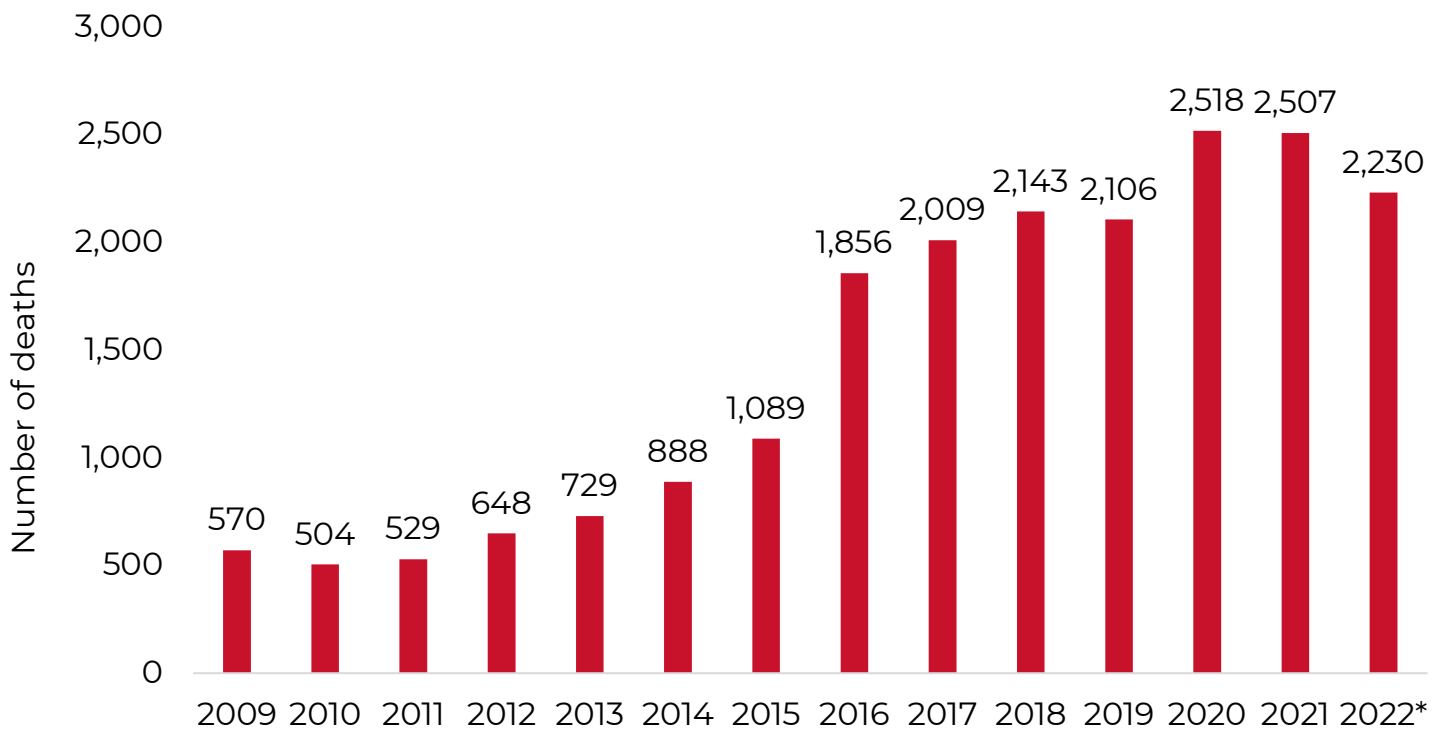
Figure 1. Total Number of Unintentional Drug- and Alcohol-Related Intoxication Deaths Occurring in Maryland Each Year.\*



\*2022 counts are preliminary as of 10/10/2023

# OPIOID-RELATED DEATHS

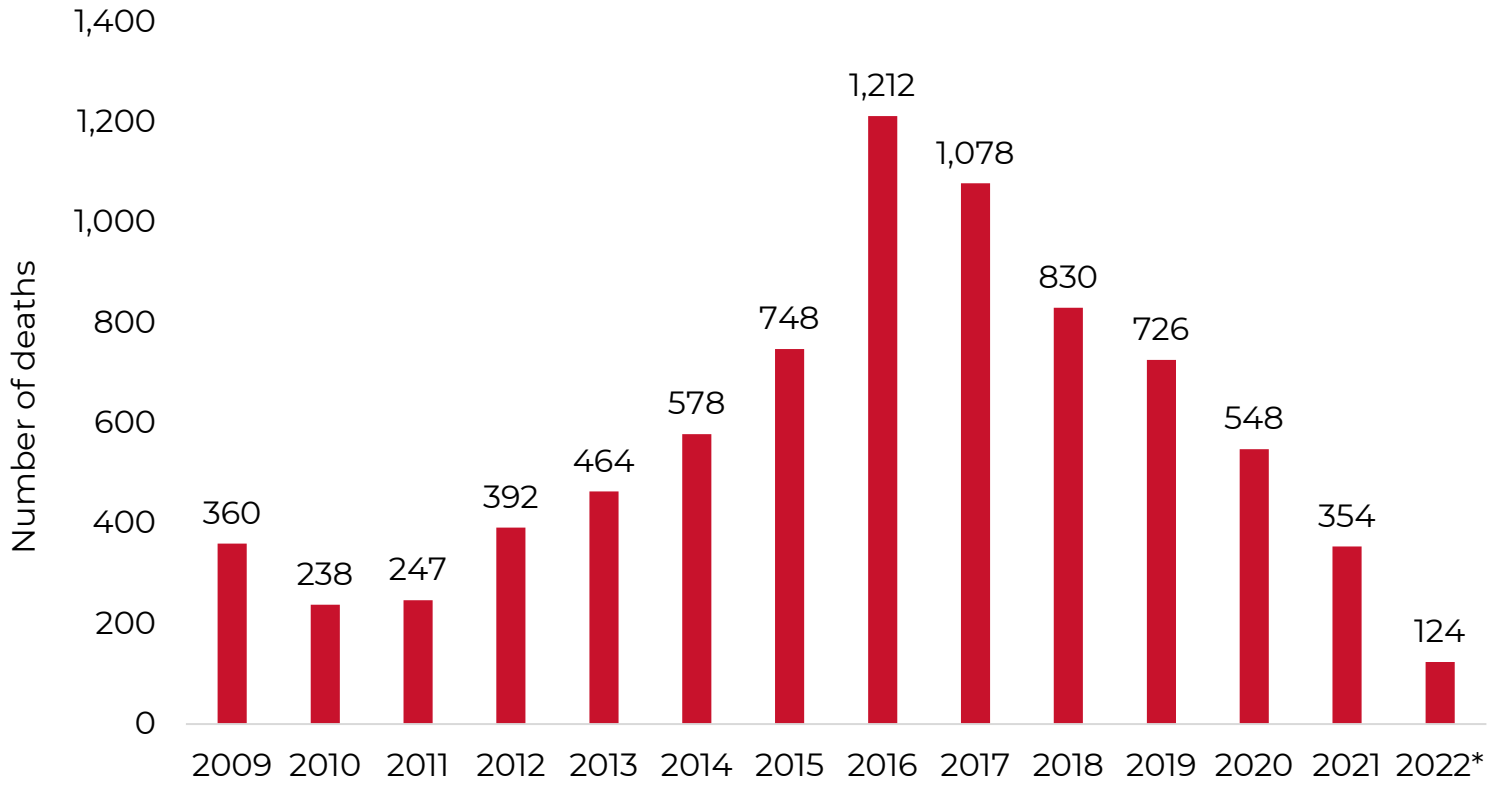
Figure 2. Number of Unintentional Opioid-Related Deaths Occurring in Maryland Each Year.\*



\*2022 counts are preliminary as of 10/10/2023

# HEROIN-RELATED DEATHS

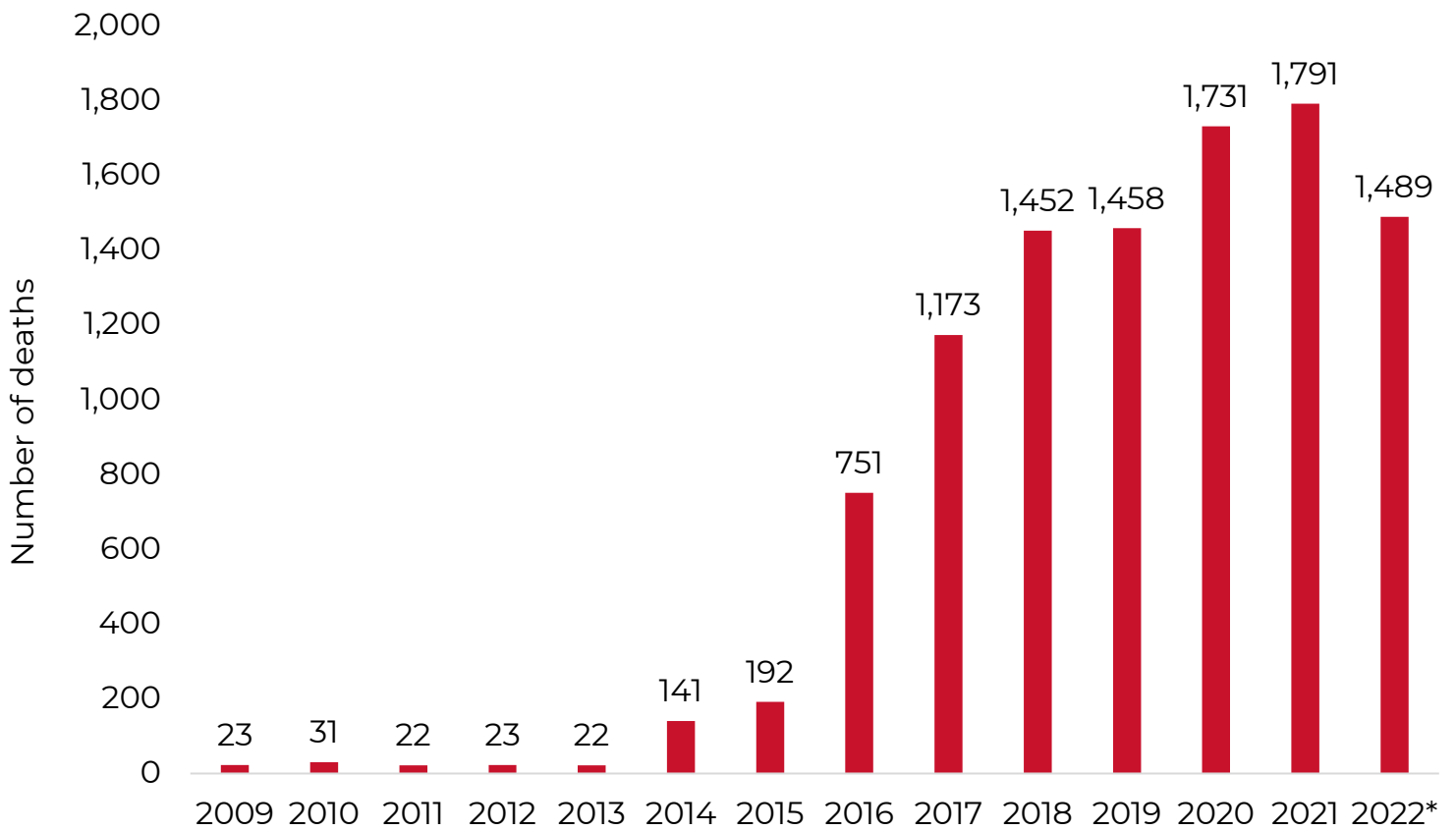
Figure 3. Number of Unintentional Heroin-Related Deaths Occurring in Maryland Each Year.\*



\*2022 counts are preliminary as of 10/10/2023

# FENTANYL-RELATED DEATHS

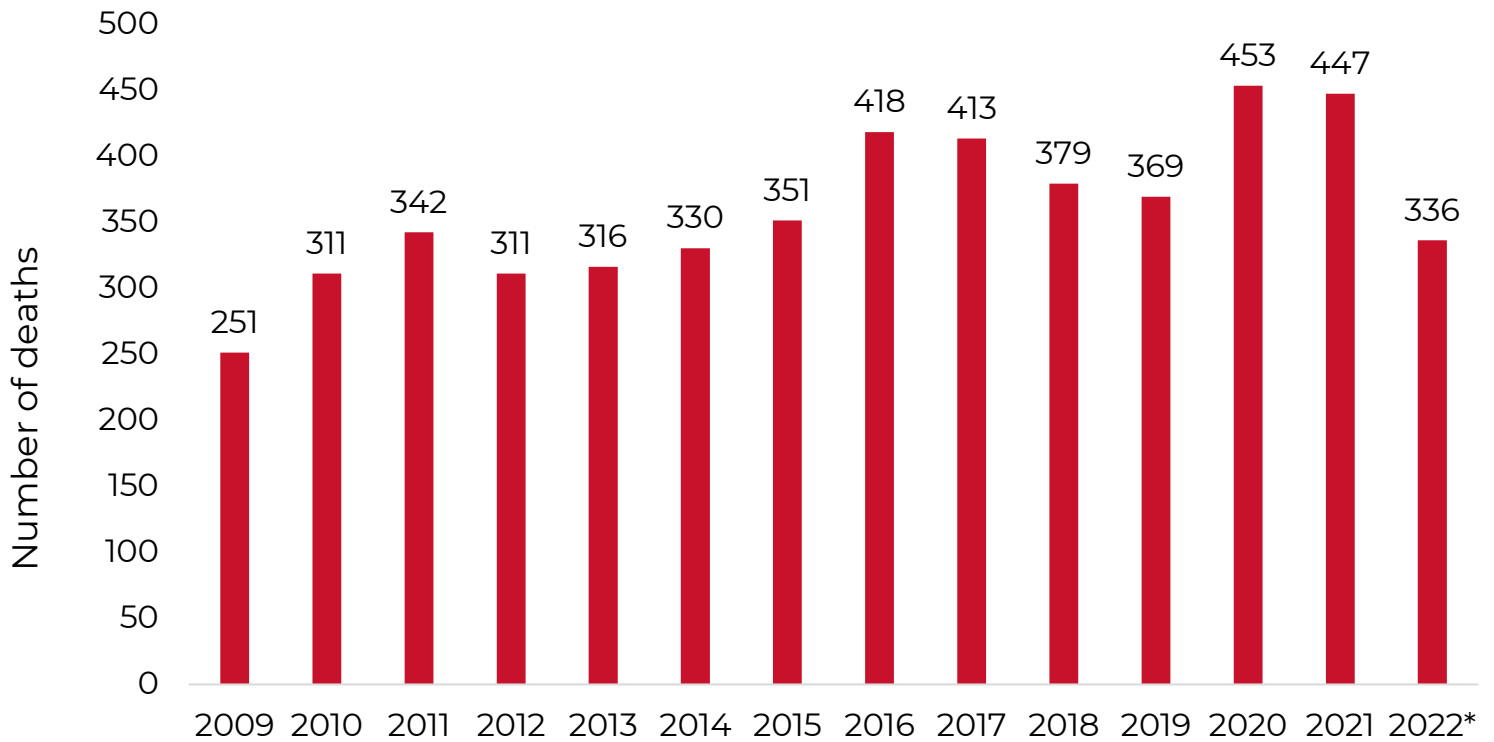
Figure 4. Number of Unintentional Fentanyl-Related Deaths Occurring in Maryland Each Year.\*



\*2022 counts are preliminary as of 10/10/2023

# PRESCRIPTION OPIOID-RELATED DEATHS

Figure 5. Number of Unintentional Prescription Opioid-Related Deaths Occurring in Maryland Each Year.\*

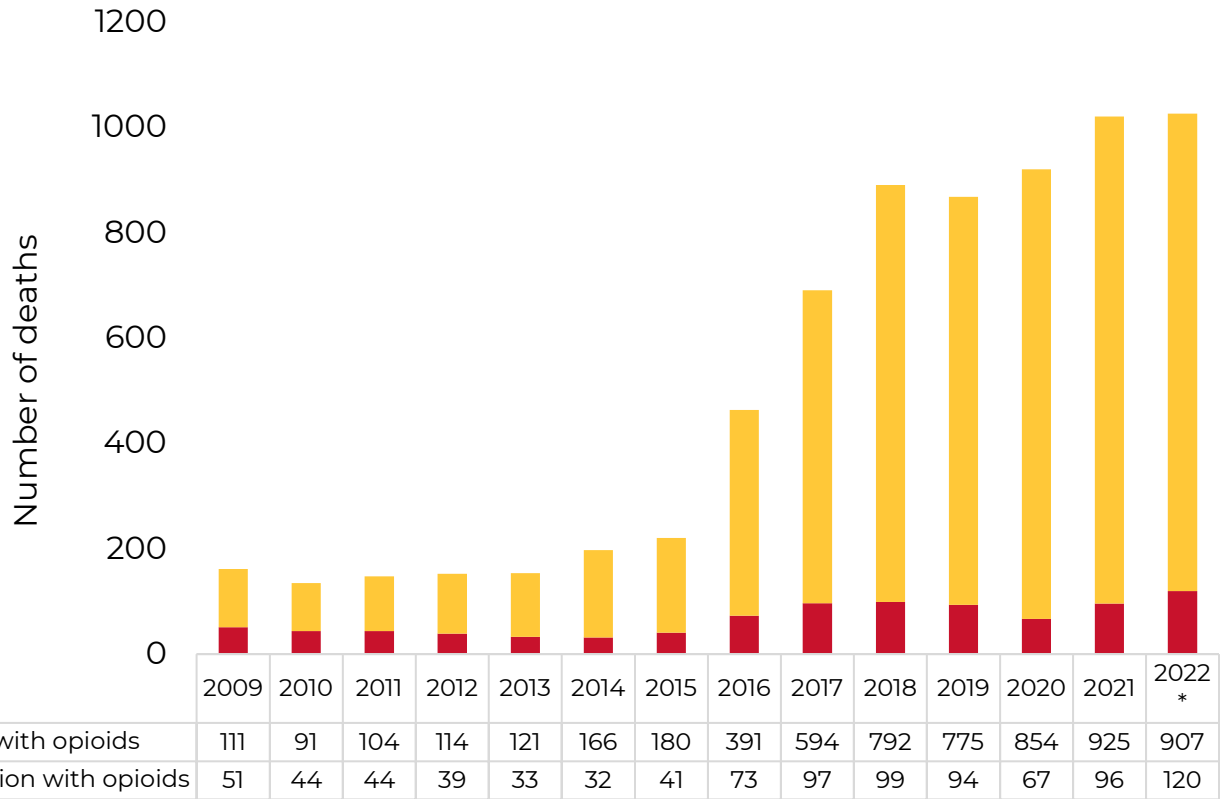


\*2022 counts are preliminary as of 10/10/2023



# COCAINE-RELATED DEATHS

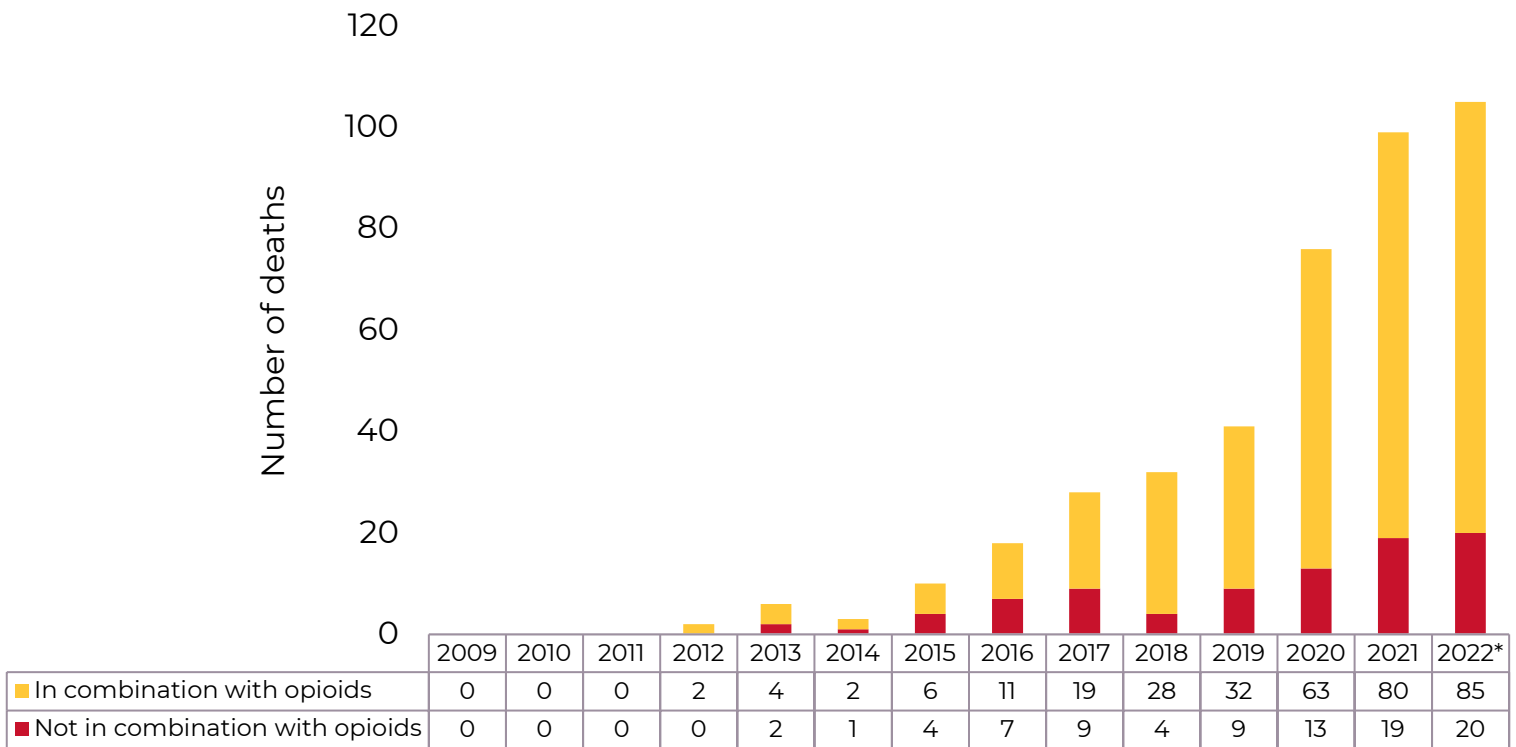
Figure 6. Number of Unintentional Cocaine-Related Deaths Occurring in Maryland Each Year.\*



\*2022 counts are preliminary as of 10/10/2023

# METHAMPHETAMINE-RELATED DEATHS

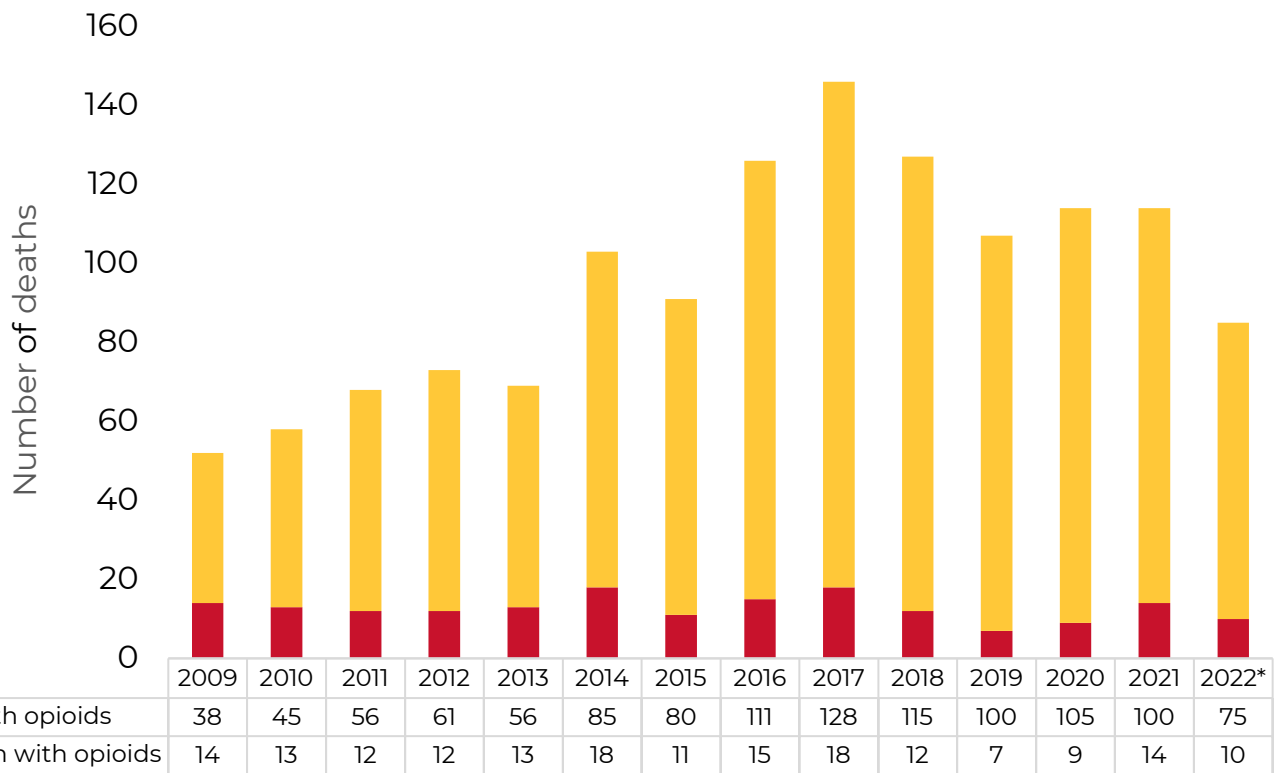
Figure 7. Number of Unintentional Methamphetamine-Related Deaths Occurring in Maryland Each Year.\*



\*2022 counts are preliminary as of 10/10/2023

# BENZODIAZEPINE-RELATED DEATHS

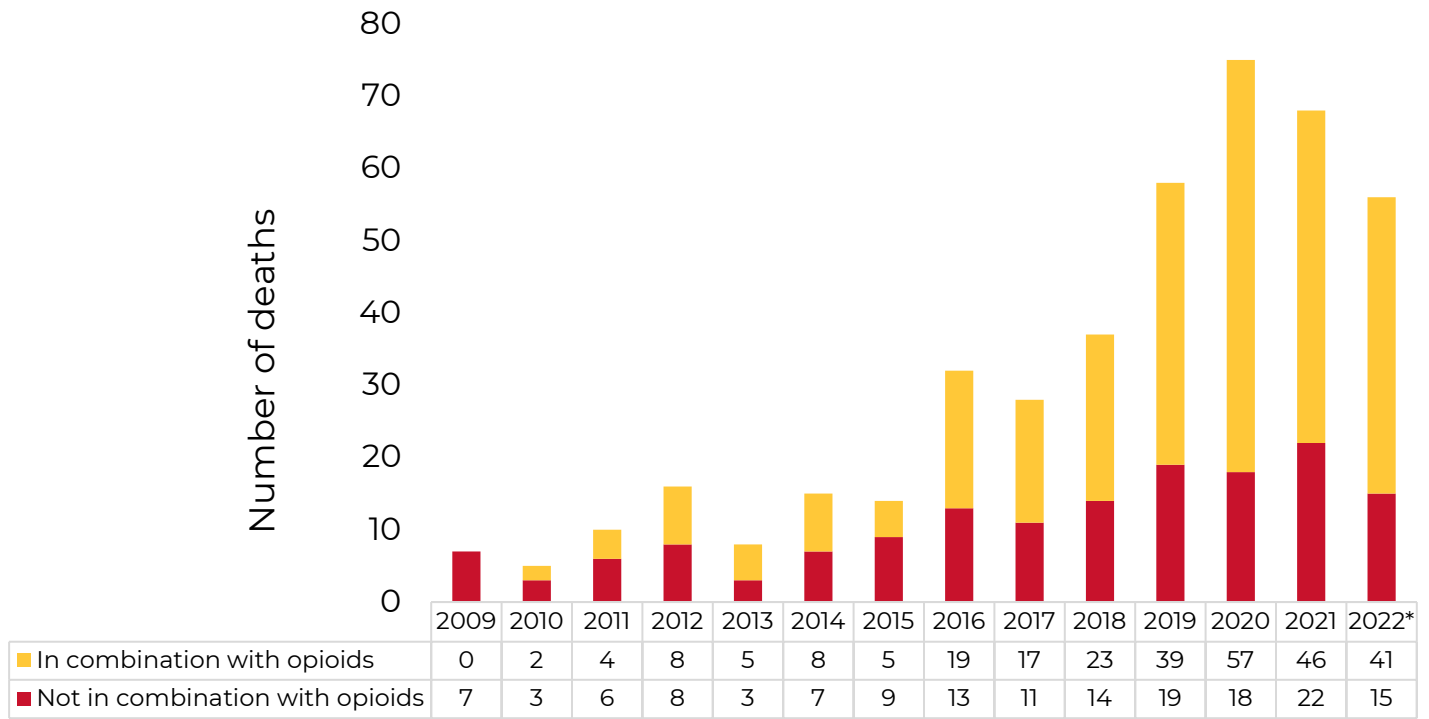
Figure 8. Number of Unintentional Benzodiazepine-Related Deaths Occurring in Maryland Each Year.\*



\*2022 counts are preliminary as of 10/10/2023

# PHENCYCLIDINE-RELATED DEATHS

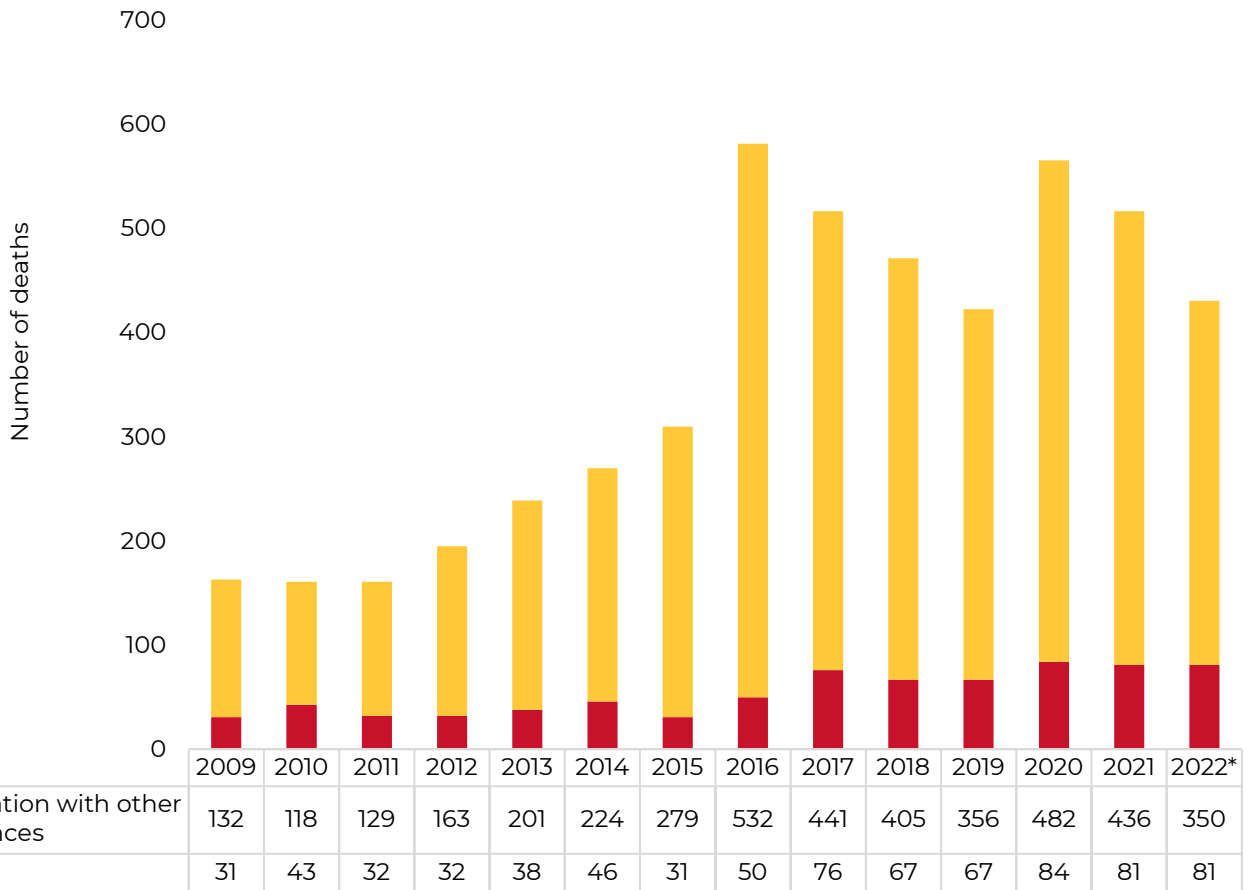
Figure 9. Number of Unintentional Phencyclidine-Related Deaths Occurring in Maryland Each Year.\*



\*2022 counts are preliminary as of 10/10/2023

# ALCOHOL-RELATED DEATHS

Figure 10. Number of Unintentional Alcohol-Related Deaths Occurring in Maryland Each Year.\*



\*2022 counts are preliminary as of 10/10/2023

# COMPARISONS OF UNINTENTIONAL INTOXICATION DEATHS

## TOTAL INTOXICATION DEATHS

Table 1. Comparison of Unintentional Drug- and Alcohol-Related Intoxication Deaths Occurring in Maryland, 2021 and 2022\*

| Jurisdiction          | Drug & Alcohol Intoxication Deaths |             | 2022 vs 2021 |
|-----------------------|------------------------------------|-------------|--------------|
|                       | 2022                               | 2021        | # DIFFERENCE |
| <b>Maryland Total</b> | <b>2587</b>                        | <b>2800</b> | <b>-213</b>  |
| Allegany              | 39                                 | 45          | -6           |
| Anne Arundel          | 186                                | 230         | -44          |
| Baltimore City        | 990                                | 1079        | -89          |
| Baltimore County      | 340                                | 390         | -50          |
| Calvert               | 18                                 | 25          | -7           |
| Caroline              | 13                                 | 10          | 3            |
| Carroll               | 54                                 | 59          | -5           |
| Cecil                 | 86                                 | 87          | -1           |
| Charles               | 55                                 | 35          | 20           |
| Dorchester            | 18                                 | 22          | -4           |
| Frederick             | 68                                 | 53          | 15           |
| Garrett               | 7                                  | 6           | 1            |
| Harford               | 96                                 | 96          | 0            |
| Howard                | 54                                 | 38          | 16           |
| Kent                  | 4                                  | 10          | -6           |
| Montgomery            | 109                                | 142         | -33          |
| Prince George's       | 211                                | 225         | -14          |
| Queen Anne's          | 9                                  | 15          | -6           |
| Somerset              | 13                                 | 10          | 3            |
| St. Mary's            | 34                                 | 41          | -7           |
| Talbot                | 13                                 | 13          | 0            |
| Washington            | 114                                | 103         | 11           |
| Wicomico              | 37                                 | 47          | -10          |
| Worcester             | 19                                 | 19          | 0            |

\*2022 counts are preliminary as of 10/10/2023

# OPIOID-RELATED DEATHS

Table 2. Comparison of Unintentional Opioid-Related Intoxication Deaths Occurring in Maryland, 2021 and 2022\*

| Jurisdiction          | Opioid Intoxication Deaths |             | 2022 vs 2021 |
|-----------------------|----------------------------|-------------|--------------|
|                       | 2022                       | 2021        | # DIFFERENCE |
| <b>Maryland Total</b> | <b>2230</b>                | <b>2507</b> | <b>-277</b>  |
| Allegany              | 34                         | 40          | -6           |
| Anne Arundel          | 158                        | 209         | -51          |
| Baltimore City        | 904                        | 1008        | -104         |
| Baltimore County      | 296                        | 361         | -65          |
| Calvert               | 13                         | 17          | -4           |
| Caroline              | 12                         | 8           | 4            |
| Carroll               | 48                         | 52          | -4           |
| Cecil                 | 81                         | 76          | 5            |
| Charles               | 45                         | 31          | 14           |
| Dorchester            | 12                         | 20          | -8           |
| Frederick             | 55                         | 44          | 11           |
| Garrett               | 6                          | 6           | 0            |
| Harford               | 81                         | 85          | -4           |
| Howard                | 42                         | 32          | 10           |
| Kent                  | 4                          | 7           | -3           |
| Montgomery            | 83                         | 121         | -38          |
| Prince George's       | 160                        | 168         | -8           |
| Queen Anne's          | 6                          | 14          | -8           |
| Somerset              | 12                         | 9           | 3            |
| St. Mary's            | 26                         | 37          | -11          |
| Talbot                | 8                          | 12          | -4           |
| Washington            | 101                        | 94          | 7            |
| Wicomico              | 29                         | 40          | -11          |
| Worcester             | 14                         | 16          | -2           |

\*2022 counts are preliminary as of 10/10/2023

# HEROIN-RELATED DEATHS

Table 3. Comparison of Unintentional Heroin-Related Intoxication Deaths Occurring in Maryland, 2021 and 2022\*

| Jurisdiction          | Heroin Intoxication Deaths |            | 2022 vs 2021 |
|-----------------------|----------------------------|------------|--------------|
|                       | 2022                       | 2021       | # DIFFERENCE |
| <b>Maryland Total</b> | <b>124</b>                 | <b>354</b> | <b>-230</b>  |
| Allegany              | 1                          | 4          | -3           |
| Anne Arundel          | 6                          | 29         | -23          |
| Baltimore City        | 36                         | 128        | -92          |
| Baltimore County      | 12                         | 54         | -42          |
| Calvert               | 2                          | 2          | 0            |
| Caroline              | 4                          | 2          | 2            |
| Carroll               | 2                          | 6          | -4           |
| Cecil                 | 6                          | 10         | -4           |
| Charles               | 3                          | 5          | -2           |
| Dorchester            | 0                          | 10         | -10          |
| Frederick             | 7                          | 4          | 3            |
| Garrett               | 0                          | 1          | -1           |
| Harford               | 7                          | 19         | -12          |
| Howard                | 2                          | 4          | -2           |
| Kent                  | 0                          | 1          | -1           |
| Montgomery            | 6                          | 15         | -9           |
| Prince George's       | 14                         | 34         | -20          |
| Queen Anne's          | 1                          | 0          | 1            |
| Somerset              | 0                          | 3          | -3           |
| St. Mary's            | 2                          | 1          | 1            |
| Talbot                | 1                          | 0          | 1            |
| Washington            | 7                          | 9          | -2           |
| Wicomico              | 3                          | 11         | -8           |
| Worcester             | 2                          | 2          | 0            |

\*2022 counts are preliminary as of 10/10/2023



# FENTANYL-RELATED DEATHS

Table 4. Comparison of Unintentional Fentanyl-Related Intoxication Deaths Occurring in Maryland, 2021 and 2022\*

| Jurisdiction          | Fentanyl Intoxication Deaths |                  | 2022 vs 2021 |
|-----------------------|------------------------------|------------------|--------------|
|                       | Jan. - Sep. 2022             | Jan. - Sep. 2021 | # DIFFERENCE |
| <b>Maryland Total</b> | <b>2061</b>                  | <b>2344</b>      | <b>-283</b>  |
| Allegany              | 32                           | 38               | -6           |
| Anne Arundel          | 141                          | 193              | -52          |
| Baltimore City        | 860                          | 973              | -113         |
| Baltimore County      | 271                          | 330              | -59          |
| Calvert               | 12                           | 16               | -4           |
| Caroline              | 11                           | 7                | 4            |
| Carroll               | 41                           | 39               | 2            |
| Cecil                 | 75                           | 71               | 4            |
| Charles               | 43                           | 29               | 14           |
| Dorchester            | 11                           | 18               | -7           |
| Frederick             | 47                           | 41               | 6            |
| Garrett               | 6                            | 6                | 0            |
| Harford               | 68                           | 76               | -8           |
| Howard                | 36                           | 28               | 8            |
| Kent                  | 3                            | 5                | -2           |
| Montgomery            | 78                           | 112              | -34          |
| Prince George's       | 152                          | 162              | -10          |
| Queen Anne's          | 5                            | 11               | -6           |
| Somerset              | 12                           | 9                | 3            |
| St. Mary's            | 23                           | 31               | -8           |
| Talbot                | 6                            | 11               | -5           |
| Washington            | 89                           | 87               | 2            |
| Wicomico              | 26                           | 37               | -11          |
| Worcester             | 13                           | 14               | -1           |

\*2022 counts are preliminary as of 10/10/2023

**TABLE 5. TOTAL NUMBER OF UNINTENTIONAL DRUG- AND ALCOHOL-RELATED INTOXICATION DEATHS BY PLACE OF OCCURRENCE, MARYLAND, 2009-2022.**<sup>1,2,3</sup>

| JURISDICTION           | TOTAL INTOXICATION DEATHS |      |      |      |      |       |       |       |       |       |       |       |       |       |
|------------------------|---------------------------|------|------|------|------|-------|-------|-------|-------|-------|-------|-------|-------|-------|
|                        | 2009                      | 2010 | 2011 | 2012 | 2013 | 2014  | 2015  | 2016  | 2017  | 2018  | 2019  | 2020  | 2021  | 2022  |
| MARYLAND .....         | 731                       | 649  | 671  | 799  | 858  | 1,041 | 1,259 | 2,089 | 2,282 | 2,406 | 2,379 | 2,799 | 2,800 | 2,587 |
| ALLEGANY .....         | 9                         | 15   | 12   | 14   | 15   | 12    | 22    | 59    | 38    | 39    | 28    | 52    | 45    | 39    |
| ANNE ARUNDEL .....     | 63                        | 56   | 79   | 83   | 78   | 101   | 112   | 195   | 214   | 241   | 208   | 251   | 230   | 186   |
| BALTIMORE CITY .....   | 239                       | 172  | 167  | 225  | 246  | 305   | 393   | 694   | 761   | 888   | 914   | 1,028 | 1,079 | 990   |
| BALTIMORE COUNTY ..... | 106                       | 115  | 107  | 119  | 144  | 170   | 220   | 336   | 367   | 388   | 350   | 394   | 390   | 340   |
| CALVERT .....          | 14                        | 6    | 12   | 12   | 6    | 17    | 20    | 28    | 32    | 28    | 31    | 25    | 25    | 18    |
| CAROLINE .....         | 2                         | 2    | 11   | 4    | 2    | 7     | 3     | 10    | 11    | 7     | 12    | 17    | 10    | 13    |
| CARROLL .....          | 22                        | 15   | 8    | 29   | 24   | 38    | 40    | 47    | 55    | 72    | 56    | 46    | 59    | 54    |
| CECIL .....            | 24                        | 24   | 28   | 25   | 26   | 29    | 32    | 30    | 59    | 59    | 62    | 92    | 87    | 86    |
| CHARLES .....          | 11                        | 13   | 11   | 13   | 9    | 21    | 22    | 45    | 37    | 27    | 31    | 53    | 35    | 55    |
| DORCHESTER .....       | 2                         | 6    | 2    | 5    | 5    | 0     | 1     | 6     | 12    | 7     | 11    | 17    | 22    | 18    |
| FREDERICK .....        | 23                        | 20   | 30   | 26   | 37   | 42    | 40    | 88    | 78    | 78    | 64    | 64    | 53    | 68    |
| GARRETT .....          | 3                         | 3    | 2    | 0    | 6    | 2     | 5     | 1     | 8     | 3     | 9     | 8     | 6     | 7     |
| HARFORD .....          | 33                        | 43   | 38   | 39   | 36   | 43    | 50    | 84    | 101   | 101   | 87    | 84    | 96    | 96    |
| HOWARD .....           | 16                        | 10   | 21   | 24   | 29   | 21    | 26    | 46    | 51    | 41    | 37    | 57    | 38    | 54    |
| KENT .....             | 2                         | 5    | 2    | 0    | 4    | 6     | 3     | 6     | 5     | 2     | 10    | 6     | 10    | 4     |
| MONTGOMERY .....       | 44                        | 38   | 44   | 48   | 52   | 65    | 70    | 102   | 116   | 89    | 105   | 139   | 142   | 109   |
| PRINCE GEORGE'S .....  | 59                        | 43   | 42   | 56   | 59   | 63    | 70    | 129   | 167   | 127   | 146   | 203   | 225   | 211   |
| QUEEN ANNE'S .....     | 4                         | 4    | 5    | 2    | 8    | 10    | 4     | 8     | 8     | 17    | 13    | 14    | 15    | 9     |
| SOMERSET .....         | 4                         | 1    | 3    | 3    | 4    | 3     | 6     | 8     | 4     | 8     | 10    | 16    | 10    | 13    |
| ST MARY'S .....        | 9                         | 12   | 8    | 12   | 10   | 9     | 17    | 15    | 34    | 31    | 33    | 33    | 41    | 34    |
| TALBOT .....           | 3                         | 3    | 1    | 5    | 7    | 4     | 5     | 10    | 11    | 10    | 14    | 17    | 13    | 13    |
| WASHINGTON .....       | 18                        | 20   | 21   | 27   | 28   | 40    | 64    | 66    | 59    | 91    | 88    | 110   | 103   | 114   |
| WICOMICO .....         | 12                        | 13   | 11   | 21   | 17   | 20    | 18    | 48    | 35    | 36    | 41    | 47    | 47    | 37    |
| WORCESTER .....        | 9                         | 10   | 6    | 7    | 6    | 13    | 16    | 28    | 19    | 16    | 19    | 26    | 19    | 19    |

<sup>1</sup> Includes deaths that were the result of recent ingestion or exposure to alcohol or another type of drug, including heroin, cocaine, prescription opioids, benzodiazepines, and other prescribed and unprescribed drugs.

<sup>2</sup> Includes only deaths for which the manner of death was classified as accidental or undetermined.

<sup>3</sup> Data for 2022 are preliminary as of 10/10/2023 and are subject to change until finalized by the Vital Statistics Administration.

**TABLE 6. NUMBER OF UNINTENTIONAL OPIOID-RELATED INTOXICATION DEATHS BY PLACE OF OCCURRENCE, MARYLAND, 2009-2022 . 1,2,3**

| JURISDICTION           | OPIOID-RELATED DEATHS |      |      |      |      |      |       |       |       |       |       |       |       |       |
|------------------------|-----------------------|------|------|------|------|------|-------|-------|-------|-------|-------|-------|-------|-------|
|                        | 2009                  | 2010 | 2011 | 2012 | 2013 | 2014 | 2015  | 2016  | 2017  | 2018  | 2019  | 2020  | 2021  | 2022  |
| MARYLAND .....         | 570                   | 504  | 529  | 648  | 729  | 888  | 1,089 | 1,856 | 2,009 | 2,143 | 2,106 | 2,518 | 2,507 | 2,230 |
| ALLEGANY .....         | 6                     | 11   | 8    | 10   | 11   | 11   | 20    | 55    | 36    | 33    | 23    | 48    | 40    | 34    |
| ANNE ARUNDEL .....     | 45                    | 44   | 53   | 68   | 67   | 85   | 89    | 169   | 198   | 218   | 183   | 226   | 209   | 158   |
| BALTIMORE CITY .....   | 199                   | 139  | 142  | 189  | 212  | 275  | 354   | 628   | 692   | 814   | 851   | 964   | 1,008 | 904   |
| BALTIMORE COUNTY ..... | 83                    | 95   | 93   | 104  | 125  | 146  | 195   | 305   | 323   | 352   | 316   | 356   | 361   | 296   |
| CALVERT .....          | 11                    | 4    | 10   | 11   | 5    | 16   | 19    | 25    | 27    | 25    | 25    | 19    | 17    | 13    |
| CAROLINE .....         | 1                     | 2    | 8    | 4    | 2    | 7    | 3     | 9     | 8     | 7     | 11    | 15    | 8     | 12    |
| CARROLL .....          | 16                    | 12   | 7    | 27   | 21   | 29   | 34    | 44    | 51    | 68    | 51    | 43    | 52    | 48    |
| CECIL .....            | 21                    | 21   | 24   | 22   | 22   | 25   | 26    | 28    | 57    | 58    | 53    | 85    | 76    | 81    |
| CHARLES .....          | 10                    | 9    | 10   | 12   | 9    | 16   | 17    | 36    | 34    | 19    | 26    | 42    | 31    | 45    |
| DORCHESTER .....       | 1                     | 6    | 2    | 5    | 5    | 0    | 1     | 5     | 10    | 6     | 10    | 15    | 20    | 12    |
| FREDERICK .....        | 18                    | 12   | 28   | 23   | 33   | 34   | 37    | 80    | 66    | 70    | 59    | 61    | 44    | 55    |
| GARRETT .....          | 3                     | 1    | 1    | 0    | 4    | 2    | 4     | 0     | 4     | 3     | 6     | 5     | 6     | 6     |
| HARFORD .....          | 28                    | 38   | 28   | 32   | 34   | 38   | 45    | 76    | 93    | 90    | 73    | 74    | 85    | 81    |
| HOWARD .....           | 11                    | 9    | 18   | 17   | 26   | 18   | 25    | 40    | 47    | 36    | 34    | 52    | 32    | 42    |
| KENT .....             | 2                     | 3    | 1    | 0    | 4    | 3    | 3     | 4     | 4     | 2     | 10    | 6     | 7     | 4     |
| MONTGOMERY .....       | 31                    | 25   | 28   | 36   | 40   | 53   | 59    | 84    | 91    | 64    | 86    | 109   | 121   | 83    |
| PRINCE GEORGE'S .....  | 38                    | 27   | 24   | 30   | 38   | 48   | 45    | 106   | 124   | 94    | 102   | 159   | 168   | 160   |
| QUEEN ANNE'S .....     | 3                     | 4    | 4    | 2    | 7    | 9    | 4     | 6     | 6     | 16    | 11    | 13    | 14    | 6     |
| SOMERSET .....         | 2                     | 1    | 3    | 2    | 4    | 2    | 4     | 6     | 3     | 8     | 9     | 13    | 9     | 12    |
| ST MARY'S .....        | 7                     | 10   | 6    | 9    | 10   | 8    | 12    | 13    | 33    | 27    | 31    | 32    | 37    | 26    |
| TALBOT .....           | 2                     | 2    | 1    | 3    | 6    | 4    | 5     | 10    | 8     | 10    | 13    | 13    | 12    | 8     |
| WASHINGTON .....       | 14                    | 13   | 16   | 20   | 26   | 34   | 57    | 63    | 51    | 83    | 80    | 105   | 94    | 101   |
| WICOMICO .....         | 10                    | 10   | 10   | 17   | 14   | 15   | 17    | 44    | 28    | 30    | 29    | 39    | 40    | 29    |
| WORCESTER .....        | 8                     | 6    | 4    | 5    | 4    | 10   | 14    | 20    | 15    | 10    | 14    | 24    | 16    | 14    |

<sup>1</sup> Includes deaths that were the result of recent ingestion or exposure to prescription and illicit opioids.

<sup>2</sup> Includes only deaths for which the manner of death was classified as accidental or undetermined.

<sup>3</sup> Data for 2022 are preliminary as of 10/10/2023 and are subject to change until finalized by the Vital Statistics Administration.

**TABLE 7. NUMBER OF UNINTENTIONAL HEROIN-RELATED INTOXICATION DEATHS BY PLACE OF OCCURRENCE, MARYLAND, 2009-2022 .<sup>1,2,3</sup>**

| JURISDICTION           | HEROIN-RELATED DEATHS |      |      |      |      |      |      |       |       |      |      |      |      |      |
|------------------------|-----------------------|------|------|------|------|------|------|-------|-------|------|------|------|------|------|
|                        | 2009                  | 2010 | 2011 | 2012 | 2013 | 2014 | 2015 | 2016  | 2017  | 2018 | 2019 | 2020 | 2021 | 2022 |
| MARYLAND .....         | 360                   | 238  | 247  | 392  | 464  | 578  | 748  | 1,212 | 1,078 | 830  | 726  | 548  | 354  | 124  |
| ALLEGANY .....         | 2                     | 3    | 3    | 6    | 3    | 5    | 13   | 34    | 14    | 15   | 9    | 14   | 4    | 1    |
| ANNE ARUNDEL .....     | 31                    | 18   | 24   | 38   | 41   | 53   | 60   | 105   | 118   | 75   | 63   | 45   | 29   | 6    |
| BALTIMORE CITY .....   | 151                   | 93   | 76   | 131  | 150  | 192  | 260  | 454   | 380   | 286  | 279  | 205  | 128  | 36   |
| BALTIMORE COUNTY ..... | 53                    | 42   | 38   | 64   | 76   | 86   | 134  | 208   | 170   | 119  | 111  | 74   | 54   | 12   |
| CALVERT .....          | 7                     | 1    | 5    | 6    | 2    | 13   | 15   | 17    | 17    | 8    | 10   | 3    | 2    | 2    |
| CAROLINE .....         | 0                     | 0    | 3    | 3    | 2    | 6    | 2    | 6     | 4     | 3    | 5    | 4    | 2    | 4    |
| CARROLL .....          | 7                     | 3    | 2    | 13   | 14   | 16   | 22   | 25    | 28    | 34   | 18   | 13   | 6    | 2    |
| CECIL .....            | 12                    | 4    | 8    | 11   | 11   | 15   | 16   | 19    | 37    | 40   | 16   | 12   | 10   | 6    |
| CHARLES .....          | 3                     | 6    | 6    | 5    | 5    | 10   | 8    | 22    | 16    | 11   | 12   | 15   | 5    | 3    |
| DORCHESTER .....       | 0                     | 2    | 1    | 3    | 3    | 0    | 1    | 3     | 4     | 3    | 5    | 2    | 10   | 0    |
| FREDERICK .....        | 9                     | 6    | 11   | 10   | 21   | 26   | 26   | 46    | 35    | 23   | 23   | 9    | 4    | 7    |
| GARRETT .....          | 1                     | 0    | 1    | 0    | 2    | 1    | 3    | 0     | 1     | 1    | 1    | 1    | 1    | 0    |
| HARFORD .....          | 15                    | 12   | 15   | 14   | 22   | 23   | 27   | 42    | 53    | 43   | 24   | 12   | 19   | 7    |
| HOWARD .....           | 7                     | 3    | 10   | 12   | 16   | 9    | 16   | 24    | 23    | 15   | 10   | 15   | 4    | 2    |
| KENT .....             | 0                     | 0    | 1    | 0    | 0    | 2    | 1    | 1     | 1     | 0    | 3    | 2    | 1    | 0    |
| MONTGOMERY .....       | 16                    | 12   | 11   | 22   | 28   | 33   | 37   | 48    | 52    | 34   | 39   | 32   | 15   | 6    |
| PRINCE GEORGE'S .....  | 26                    | 14   | 12   | 20   | 25   | 32   | 32   | 67    | 52    | 44   | 42   | 44   | 34   | 14   |
| QUEEN ANNE'S .....     | 3                     | 2    | 2    | 2    | 5    | 7    | 1    | 4     | 5     | 8    | 3    | 4    | 0    | 1    |
| SOMERSET .....         | 1                     | 0    | 1    | 2    | 1    | 1    | 3    | 3     | 2     | 5    | 1    | 1    | 3    | 0    |
| ST MARY'S .....        | 0                     | 4    | 4    | 7    | 6    | 5    | 6    | 9     | 12    | 12   | 8    | 6    | 1    | 2    |
| TALBOT .....           | 0                     | 0    | 1    | 2    | 2    | 4    | 3    | 4     | 3     | 4    | 4    | 1    | 0    | 1    |
| WASHINGTON .....       | 11                    | 6    | 8    | 11   | 14   | 21   | 38   | 39    | 22    | 29   | 25   | 20   | 9    | 7    |
| WICOMICO .....         | 3                     | 5    | 3    | 9    | 11   | 12   | 13   | 21    | 20    | 12   | 9    | 8    | 11   | 3    |
| WORCESTER .....        | 2                     | 2    | 1    | 1    | 4    | 6    | 11   | 11    | 9     | 6    | 6    | 6    | 2    | 2    |

<sup>1</sup> Includes deaths that were the result of recent ingestion or exposure to heroin.

<sup>2</sup> Includes only deaths for which the manner of death was classified as accidental or undetermined.

<sup>3</sup> Data for 2022 are preliminary as of 10/10/2023 and are subject to change until finalized by the Vital Statistics Administration.

**TABLE 8. NUMBER OF UNINTENTIONAL FENTANYL-RELATED INTOXICATION DEATHS BY PLACE OF OCCURRENCE, MARYLAND, 2009-2022.<sup>1,2,3</sup>**

| JURISDICTION           | FENTANYL-RELATED DEATHS |      |      |      |      |      |      |       |       |       |       |       |       |       |
|------------------------|-------------------------|------|------|------|------|------|------|-------|-------|-------|-------|-------|-------|-------|
|                        | 2009                    | 2010 | 2011 | 2012 | 2013 | 2014 | 2015 | 2016  | 2017  | 2018  | 2019  | 2020  | 2021  | 2022  |
| MARYLAND .....         | 27                      | 39   | 26   | 29   | 58   | 186  | 340  | 1,119 | 1,594 | 1,888 | 1,927 | 2,342 | 2,344 | 2,061 |
| ALLEGANY .....         | 1                       | 2    | 1    | 1    | 1    | 1    | 5    | 29    | 29    | 29    | 19    | 44    | 38    | 32    |
| ANNE ARUNDEL .....     | 3                       | 5    | 2    | 3    | 6    | 23   | 29   | 98    | 152   | 184   | 164   | 209   | 193   | 141   |
| BALTIMORE CITY .....   | 4                       | 4    | 2    | 4    | 12   | 72   | 120  | 419   | 573   | 758   | 810   | 920   | 973   | 860   |
| BALTIMORE COUNTY ..... | 9                       | 6    | 4    | 5    | 11   | 36   | 65   | 182   | 244   | 308   | 285   | 328   | 330   | 271   |
| CALVERT .....          | 1                       | 0    | 1    | 0    | 0    | 5    | 2    | 11    | 22    | 23    | 23    | 16    | 16    | 12    |
| CAROLINE .....         | 0                       | 1    | 4    | 0    | 0    | 0    | 1    | 3     | 7     | 6     | 9     | 14    | 7     | 11    |
| CARROLL .....          | 0                       | 2    | 0    | 1    | 2    | 4    | 11   | 20    | 40    | 55    | 47    | 37    | 39    | 41    |
| CECIL .....            | 0                       | 2    | 2    | 0    | 0    | 1    | 7    | 9     | 44    | 52    | 49    | 81    | 71    | 75    |
| CHARLES .....          | 0                       | 0    | 1    | 1    | 3    | 1    | 4    | 17    | 26    | 14    | 24    | 37    | 29    | 43    |
| DORCHESTER .....       | 0                       | 2    | 0    | 0    | 2    | 0    | 1    | 3     | 7     | 4     | 9     | 15    | 18    | 11    |
| FREDERICK .....        | 0                       | 2    | 3    | 1    | 2    | 6    | 11   | 49    | 49    | 65    | 52    | 56    | 41    | 47    |
| GARRETT .....          | 0                       | 0    | 1    | 0    | 0    | 0    | 2    | 0     | 2     | 2     | 5     | 5     | 6     | 6     |
| HARFORD .....          | 0                       | 3    | 2    | 1    | 1    | 2    | 16   | 46    | 73    | 76    | 61    | 67    | 76    | 68    |
| HOWARD .....           | 0                       | 0    | 0    | 2    | 3    | 5    | 7    | 27    | 36    | 34    | 28    | 44    | 28    | 36    |
| KENT .....             | 0                       | 0    | 0    | 0    | 0    | 1    | 0    | 3     | 3     | 2     | 10    | 6     | 5     | 3     |
| MONTGOMERY .....       | 1                       | 1    | 0    | 2    | 0    | 8    | 17   | 43    | 72    | 40    | 76    | 102   | 112   | 78    |
| PRINCE GEORGE'S .....  | 2                       | 2    | 0    | 1    | 6    | 7    | 15   | 58    | 103   | 75    | 91    | 149   | 162   | 152   |
| QUEEN ANNE'S .....     | 0                       | 0    | 0    | 0    | 1    | 1    | 0    | 4     | 5     | 16    | 10    | 12    | 11    | 5     |
| SOMERSET .....         | 0                       | 1    | 0    | 0    | 2    | 0    | 1    | 6     | 3     | 8     | 9     | 12    | 9     | 12    |
| ST MARY'S .....        | 1                       | 1    | 1    | 0    | 1    | 3    | 3    | 4     | 26    | 23    | 27    | 26    | 31    | 23    |
| TALBOT .....           | 0                       | 1    | 0    | 1    | 0    | 2    | 2    | 7     | 3     | 10    | 11    | 11    | 11    | 6     |
| WASHINGTON .....       | 0                       | 2    | 1    | 1    | 4    | 1    | 14   | 31    | 39    | 70    | 70    | 95    | 87    | 89    |
| WICOMICO .....         | 3                       | 1    | 1    | 4    | 1    | 7    | 1    | 34    | 24    | 24    | 26    | 34    | 37    | 26    |
| WORCESTER .....        | 2                       | 1    | 0    | 1    | 0    | 0    | 6    | 16    | 12    | 10    | 12    | 22    | 14    | 13    |

<sup>1</sup> Includes deaths that were the result of recent ingestion or exposure to prescription or illicit fentanyl.

<sup>2</sup> Includes only deaths for which the manner of death was classified as accidental or undetermined.

<sup>3</sup> Data for 2022 are preliminary as of 10/10/2023 and are subject to change until finalized by the Vital Statistics Administration.

**TABLE 9. NUMBER OF UNINTENTIONAL PRESCRIPTION OPIOID-RELATED INTOXICATION DEATHS BY PLACE OF OCCURRENCE, MARYLAND, 2009-2022.**<sup>1,2,3</sup>

| JURISDICTION           | PRESCRIPTION OPIOID-RELATED DEATHS |      |      |      |      |      |      |      |      |      |      |      |      |      |
|------------------------|------------------------------------|------|------|------|------|------|------|------|------|------|------|------|------|------|
|                        | 2009                               | 2010 | 2011 | 2012 | 2013 | 2014 | 2015 | 2016 | 2017 | 2018 | 2019 | 2020 | 2021 | 2022 |
| MARYLAND .....         | 251                                | 311  | 342  | 311  | 316  | 330  | 351  | 418  | 413  | 379  | 369  | 453  | 447  | 336  |
| ALLEGANY .....         | 6                                  | 8    | 5    | 5    | 8    | 6    | 6    | 15   | 9    | 5    | 5    | 8    | 4    | 5    |
| ANNE ARUNDEL .....     | 20                                 | 31   | 33   | 33   | 28   | 32   | 27   | 48   | 43   | 36   | 27   | 40   | 45   | 32   |
| BALTIMORE CITY .....   | 63                                 | 61   | 82   | 74   | 86   | 84   | 105  | 113  | 123  | 128  | 134  | 168  | 164  | 124  |
| BALTIMORE COUNTY ..... | 37                                 | 60   | 68   | 47   | 54   | 59   | 62   | 67   | 87   | 71   | 60   | 71   | 69   | 49   |
| CALVERT .....          | 4                                  | 3    | 7    | 6    | 3    | 7    | 6    | 11   | 5    | 6    | 5    | 5    | 3    | 3    |
| CAROLINE .....         | 1                                  | 2    | 5    | 1    | 0    | 1    | 0    | 4    | 1    | 1    | 3    | 3    | 1    | 1    |
| CARROLL .....          | 10                                 | 9    | 5    | 17   | 12   | 15   | 14   | 15   | 13   | 16   | 13   | 16   | 18   | 7    |
| CECIL .....            | 10                                 | 20   | 20   | 18   | 12   | 12   | 10   | 8    | 8    | 5    | 6    | 10   | 18   | 17   |
| CHARLES .....          | 7                                  | 4    | 5    | 7    | 5    | 9    | 8    | 10   | 11   | 8    | 7    | 8    | 5    | 5    |
| DORCHESTER .....       | 1                                  | 4    | 1    | 3    | 3    | 0    | 0    | 2    | 2    | 2    | 3    | 0    | 3    | 2    |
| FREDERICK .....        | 9                                  | 6    | 21   | 16   | 14   | 9    | 12   | 18   | 17   | 9    | 10   | 11   | 8    | 12   |
| GARRETT .....          | 2                                  | 1    | 1    | 0    | 2    | 2    | 1    | 0    | 1    | 1    | 1    | 1    | 0    | 0    |
| HARFORD .....          | 14                                 | 30   | 15   | 20   | 14   | 20   | 16   | 16   | 19   | 19   | 15   | 19   | 20   | 23   |
| HOWARD .....           | 4                                  | 6    | 9    | 5    | 13   | 7    | 9    | 6    | 13   | 2    | 9    | 11   | 7    | 5    |
| KENT .....             | 2                                  | 3    | 1    | 0    | 4    | 2    | 2    | 0    | 2    | 0    | 0    | 0    | 2    | 1    |
| MONTGOMERY .....       | 19                                 | 14   | 20   | 18   | 16   | 19   | 23   | 26   | 19   | 16   | 15   | 16   | 20   | 8    |
| PRINCE GEORGE'S .....  | 13                                 | 17   | 15   | 11   | 14   | 16   | 13   | 16   | 14   | 11   | 13   | 21   | 10   | 11   |
| QUEEN ANNE'S .....     | 1                                  | 2    | 2    | 0    | 3    | 3    | 3    | 2    | 2    | 4    | 0    | 3    | 5    | 0    |
| SOMERSET .....         | 1                                  | 1    | 3    | 2    | 2    | 1    | 1    | 0    | 1    | 2    | 2    | 1    | 2    | 1    |
| ST MARY'S .....        | 7                                  | 9    | 3    | 5    | 4    | 3    | 5    | 4    | 10   | 8    | 11   | 11   | 12   | 6    |
| TALBOT .....           | 2                                  | 2    | 0    | 1    | 4    | 0    | 2    | 3    | 4    | 2    | 5    | 2    | 2    | 3    |
| WASHINGTON .....       | 4                                  | 7    | 11   | 9    | 11   | 16   | 20   | 23   | 8    | 19   | 17   | 18   | 20   | 14   |
| WICOMICO .....         | 8                                  | 7    | 7    | 9    | 4    | 3    | 5    | 7    | 0    | 5    | 5    | 7    | 5    | 4    |
| WORCESTER .....        | 6                                  | 4    | 3    | 4    | 0    | 4    | 1    | 4    | 1    | 3    | 3    | 3    | 4    | 3    |

<sup>1</sup> Includes deaths that were the result of recent ingestion or exposure to prescription opioids.

<sup>2</sup> Includes only deaths for which the manner of death was classified as accidental or undetermined.

<sup>3</sup> Data for 2022 are preliminary as of 10/10/2023 and are subject to change until finalized by the Vital Statistics Administration.

**TABLE 10. NUMBER OF UNINTENTIONAL COCAINE-RELATED INTOXICATION DEATHS BY PLACE OF OCCURRENCE, MARYLAND, 2009-2022.<sup>1,2,3</sup>**

| JURISDICTION           | COCAINE-RELATED DEATHS |      |      |      |      |      |      |      |      |      |      |      |       |       |
|------------------------|------------------------|------|------|------|------|------|------|------|------|------|------|------|-------|-------|
|                        | 2009                   | 2010 | 2011 | 2012 | 2013 | 2014 | 2015 | 2016 | 2017 | 2018 | 2019 | 2020 | 2021  | 2022  |
| MARYLAND .....         | 162                    | 135  | 148  | 153  | 154  | 198  | 221  | 464  | 691  | 891  | 869  | 921  | 1,021 | 1,027 |
| ALLEGANY .....         | 1                      | 1    | 0    | 2    | 2    | 2    | 5    | 9    | 13   | 12   | 6    | 10   | 12    | 3     |
| ANNE ARUNDEL .....     | 15                     | 13   | 18   | 13   | 12   | 19   | 19   | 31   | 66   | 91   | 72   | 89   | 82    | 77    |
| BALTIMORE CITY .....   | 72                     | 45   | 48   | 59   | 47   | 82   | 93   | 202  | 285  | 388  | 380  | 393  | 453   | 466   |
| BALTIMORE COUNTY ..... | 25                     | 23   | 19   | 17   | 27   | 28   | 38   | 80   | 123  | 132  | 138  | 135  | 150   | 135   |
| CALVERT .....          | 1                      | 3    | 2    | 3    | 0    | 2    | 0    | 2    | 3    | 3    | 9    | 8    | 6     | 5     |
| CAROLINE .....         | 1                      | 0    | 1    | 1    | 0    | 1    | 0    | 5    | 2    | 1    | 2    | 2    | 0     | 3     |
| CARROLL .....          | 3                      | 6    | 3    | 7    | 7    | 2    | 6    | 8    | 14   | 23   | 24   | 8    | 19    | 17    |
| CECIL .....            | 4                      | 3    | 7    | 2    | 5    | 4    | 3    | 3    | 15   | 14   | 12   | 13   | 12    | 14    |
| CHARLES .....          | 2                      | 2    | 1    | 1    | 0    | 0    | 2    | 4    | 10   | 13   | 12   | 16   | 8     | 21    |
| DORCHESTER .....       | 0                      | 1    | 1    | 1    | 1    | 0    | 0    | 1    | 7    | 2    | 5    | 6    | 5     | 8     |
| FREDERICK .....        | 3                      | 3    | 7    | 2    | 5    | 8    | 4    | 9    | 19   | 24   | 18   | 23   | 15    | 14    |
| GARRETT .....          | 0                      | 1    | 0    | 0    | 0    | 0    | 1    | 0    | 1    | 0    | 3    | 1    | 1     | 1     |
| HARFORD .....          | 5                      | 5    | 4    | 5    | 4    | 4    | 5    | 20   | 18   | 40   | 24   | 25   | 37    | 35    |
| HOWARD .....           | 4                      | 1    | 5    | 7    | 5    | 3    | 6    | 7    | 16   | 19   | 9    | 16   | 8     | 17    |
| KENT .....             | 0                      | 1    | 0    | 0    | 0    | 1    | 1    | 0    | 1    | 1    | 4    | 2    | 3     | 4     |
| MONTGOMERY .....       | 7                      | 4    | 12   | 12   | 13   | 10   | 5    | 11   | 17   | 18   | 29   | 26   | 36    | 33    |
| PRINCE GEORGE'S .....  | 11                     | 12   | 12   | 10   | 12   | 19   | 11   | 33   | 45   | 31   | 45   | 60   | 81    | 78    |
| QUEEN ANNE'S .....     | 2                      | 0    | 1    | 0    | 0    | 0    | 0    | 1    | 2    | 5    | 6    | 4    | 4     | 6     |
| SOMERSET .....         | 1                      | 1    | 0    | 0    | 0    | 0    | 0    | 4    | 2    | 6    | 2    | 7    | 5     | 10    |
| ST MARY'S .....        | 1                      | 2    | 0    | 2    | 1    | 1    | 4    | 2    | 6    | 17   | 18   | 9    | 14    | 16    |
| TALBOT .....           | 1                      | 0    | 0    | 0    | 3    | 0    | 1    | 2    | 2    | 3    | 6    | 5    | 2     | 4     |
| WASHINGTON .....       | 0                      | 3    | 3    | 5    | 6    | 6    | 10   | 9    | 10   | 31   | 24   | 31   | 40    | 36    |
| WICOMICO .....         | 2                      | 3    | 3    | 4    | 3    | 4    | 7    | 13   | 7    | 13   | 21   | 21   | 22    | 19    |
| WORCESTER .....        | 1                      | 2    | 1    | 0    | 1    | 2    | 0    | 8    | 7    | 4    | 0    | 11   | 6     | 5     |

<sup>1</sup> Includes deaths that were the result of recent ingestion or exposure to cocaine.

<sup>2</sup> Includes only deaths for which the manner of death was classified as accidental or undetermined.

<sup>3</sup> Data for 2022 are preliminary as of 10/10/2023 and are subject to change until finalized by the Vital Statistics Administration.

**TABLE 11. NUMBER OF UNINTENTIONAL ALCOHOL-RELATED INTOXICATION DEATHS BY PLACE OF OCCURRENCE, MARYLAND, 2009-2022.<sup>1,2,3</sup>**

| JURISDICTION           | ALCOHOL-RELATED DEATHS |      |      |      |      |      |      |      |      |      |      |      |      |      |
|------------------------|------------------------|------|------|------|------|------|------|------|------|------|------|------|------|------|
|                        | 2009                   | 2010 | 2011 | 2012 | 2013 | 2014 | 2015 | 2016 | 2017 | 2018 | 2019 | 2020 | 2021 | 2022 |
| MARYLAND .....         | 163                    | 161  | 161  | 195  | 239  | 270  | 310  | 582  | 517  | 472  | 423  | 566  | 517  | 431  |
| ALLEGANY .....         | 3                      | 4    | 2    | 4    | 2    | 3    | 6    | 14   | 4    | 7    | 3    | 7    | 15   | 8    |
| ANNE ARUNDEL .....     | 9                      | 10   | 21   | 15   | 22   | 18   | 27   | 56   | 37   | 44   | 34   | 49   | 45   | 33   |
| BALTIMORE CITY .....   | 54                     | 39   | 44   | 71   | 86   | 86   | 114  | 222  | 198  | 187  | 165  | 169  | 158  | 135  |
| BALTIMORE COUNTY ..... | 22                     | 29   | 22   | 24   | 32   | 39   | 52   | 81   | 71   | 80   | 53   | 91   | 56   | 59   |
| CALVERT .....          | 4                      | 0    | 2    | 2    | 1    | 4    | 3    | 7    | 4    | 9    | 5    | 10   | 6    | 4    |
| CAROLINE .....         | 1                      | 0    | 1    | 0    | 1    | 2    | 0    | 5    | 4    | 1    | 2    | 3    | 2    | 5    |
| CARROLL .....          | 5                      | 4    | 4    | 4    | 4    | 9    | 6    | 12   | 9    | 10   | 6    | 7    | 8    | 8    |
| CECIL .....            | 7                      | 6    | 3    | 6    | 9    | 5    | 8    | 8    | 12   | 10   | 5    | 16   | 13   | 7    |
| CHARLES .....          | 1                      | 4    | 3    | 2    | 4    | 5    | 4    | 12   | 9    | 3    | 10   | 14   | 7    | 10   |
| DORCHESTER .....       | 0                      | 1    | 0    | 1    | 0    | 0    | 1    | 1    | 2    | 1    | 5    | 5    | 3    | 3    |
| FREDERICK .....        | 8                      | 5    | 9    | 5    | 11   | 12   | 13   | 15   | 11   | 11   | 12   | 12   | 17   | 12   |
| GARRETT .....          | 1                      | 1    | 1    | 0    | 2    | 1    | 1    | 1    | 2    | 1    | 2    | 1    | 0    | 1    |
| HARFORD .....          | 5                      | 9    | 4    | 6    | 4    | 8    | 11   | 18   | 12   | 13   | 11   | 16   | 12   | 9    |
| HOWARD .....           | 5                      | 3    | 4    | 6    | 6    | 6    | 5    | 14   | 7    | 5    | 4    | 11   | 7    | 10   |
| KENT .....             | 0                      | 1    | 0    | 0    | 1    | 1    | 0    | 1    | 1    | 0    | 1    | 2    | 2    | 1    |
| MONTGOMERY .....       | 9                      | 10   | 16   | 15   | 13   | 18   | 15   | 22   | 35   | 19   | 19   | 43   | 37   | 26   |
| PRINCE GEORGE'S .....  | 14                     | 17   | 12   | 23   | 22   | 18   | 17   | 45   | 51   | 32   | 39   | 59   | 64   | 48   |
| QUEEN ANNE'S .....     | 0                      | 1    | 3    | 0    | 1    | 7    | 0    | 2    | 4    | 3    | 1    | 1    | 2    | 1    |
| SOMERSET .....         | 1                      | 0    | 1    | 1    | 1    | 2    | 2    | 3    | 1    | 0    | 1    | 4    | 5    | 2    |
| ST MARY'S .....        | 3                      | 2    | 2    | 3    | 2    | 3    | 4    | 3    | 11   | 5    | 3    | 4    | 9    | 8    |
| TALBOT .....           | 0                      | 0    | 0    | 2    | 2    | 0    | 0    | 0    | 5    | 4    | 5    | 6    | 3    | 6    |
| WASHINGTON .....       | 4                      | 5    | 4    | 3    | 6    | 11   | 10   | 17   | 14   | 15   | 20   | 17   | 24   | 23   |
| WICOMICO .....         | 3                      | 4    | 2    | 2    | 6    | 7    | 3    | 12   | 9    | 8    | 12   | 8    | 12   | 9    |
| WORCESTER .....        | 4                      | 6    | 1    | 0    | 1    | 5    | 8    | 11   | 4    | 4    | 5    | 11   | 10   | 3    |

<sup>1</sup> Includes deaths that were the result of recent ingestion or exposure to alcohol.

<sup>2</sup> Includes only deaths for which the manner of death was classified as accidental or undetermined.

<sup>3</sup> Data for 2022 are preliminary as of 10/10/2023 and are subject to change until finalized by the Vital Statistics Administration.